


ROLEC DH FAMILY

The ROLEC DH units utilize the Ampco SBI pump to recirculate a fermenter and safely induce dry hop pellets, fruit, spices coffee and more directly into the stream of beer. The pellets are held in a pressurized chamber, which is purged of air using carbon dioxide (CO_2). Pellets can be induced into fermenting, finished, or crashed beer. The chopper pump creates a differential pressure for induction of the pellets from the hop vessel. The pellets are chopped to just the right size to maximize the surface area, flavor and aroma of the hops.

The simplicity of the ROLEC DH means dry hopping just got safer and easier.

FEATURES:

- 3 Models DH45/DH90/DH250
- A glass-top manway on the DH90 and DH250 allows the user to ensure the pellets are moving
- Gauges and sight glasses aid the user in monitoring induction and pressures
- Everything needed for pellet induction is contained on the ROLEC DH
- All components are sanitary and CIP-able (no additional CIP pump is required)
- The fully portable DH can be used on many fermenters and fits well in cramped cellars
- Recirculation can be done as long as desired (Ampco recommends 3-4 fermenter turnovers)
- Improved aroma and flavor profile



SBI Blender



Model DH250



Model DH90



Model DH45

NOT JUST FOR HOPS

SPICES

HOPS


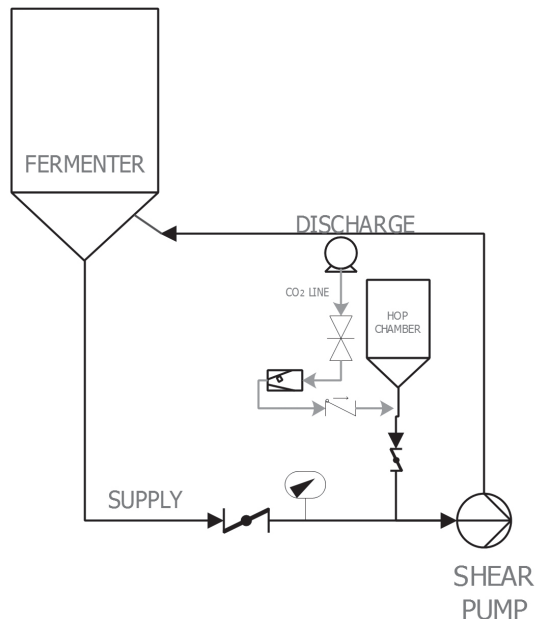
COFFEE

FRUIT

SPECIFICATIONS

	PELLET CAPACITY	PUMP	RECIRCULATION / MIN	PORT SIZE	MOTOR
DH45	44 lbs / 20 kg	SBI-R10	2.9 bbls/3.4 hectoliters	1.5"/DIN 40	5 hp/4 kW
DH90	88 lbs/40 kg	SBI-R10	2.9 bbls/3.4 hectoliters	1.5"/DIN 40	5 hp/4 kW
DH250	264 lbs/120 kg	SBI-R20	3.7 bbls/4.3 hectoliters	2"/DIN 50	10 hp/7.5 kW

- Base material 304 stainless steel, wetted parts 316L stainless steel
- All models include VFD with integrated on/off breaker, the standard VFD is NEMA4X for use in washdown environments
- Stainless steel casters
- The unit can CIP with or without a sprayball due to its internal whirlpool system. (Sprayball for the hop chamber is optional)
- Standard 50'/15m cord



No additional CIP pump is required

Functional design under license of ROLEC PROZESS- UND
BRAUTECHNIK GMBH, GERMANY, United States Patent no. 8,875,616

Ampco Pumps
Company

Ampco Pumps Company
2045 W. Mill Road
Glendale, WI 53209 / USA
Tel: 414.643.1852
Fax: 414.643.4452
info@ampcopumps.com

AMPCO 
APPLIED PRODUCTS

Ampco Pumps
GmbH

Ampco Pumps GmbH
Am Gäxwald 6
76863 Herxheim Germany
Phone: +49 7276 5058515
info@ampcopumps.de